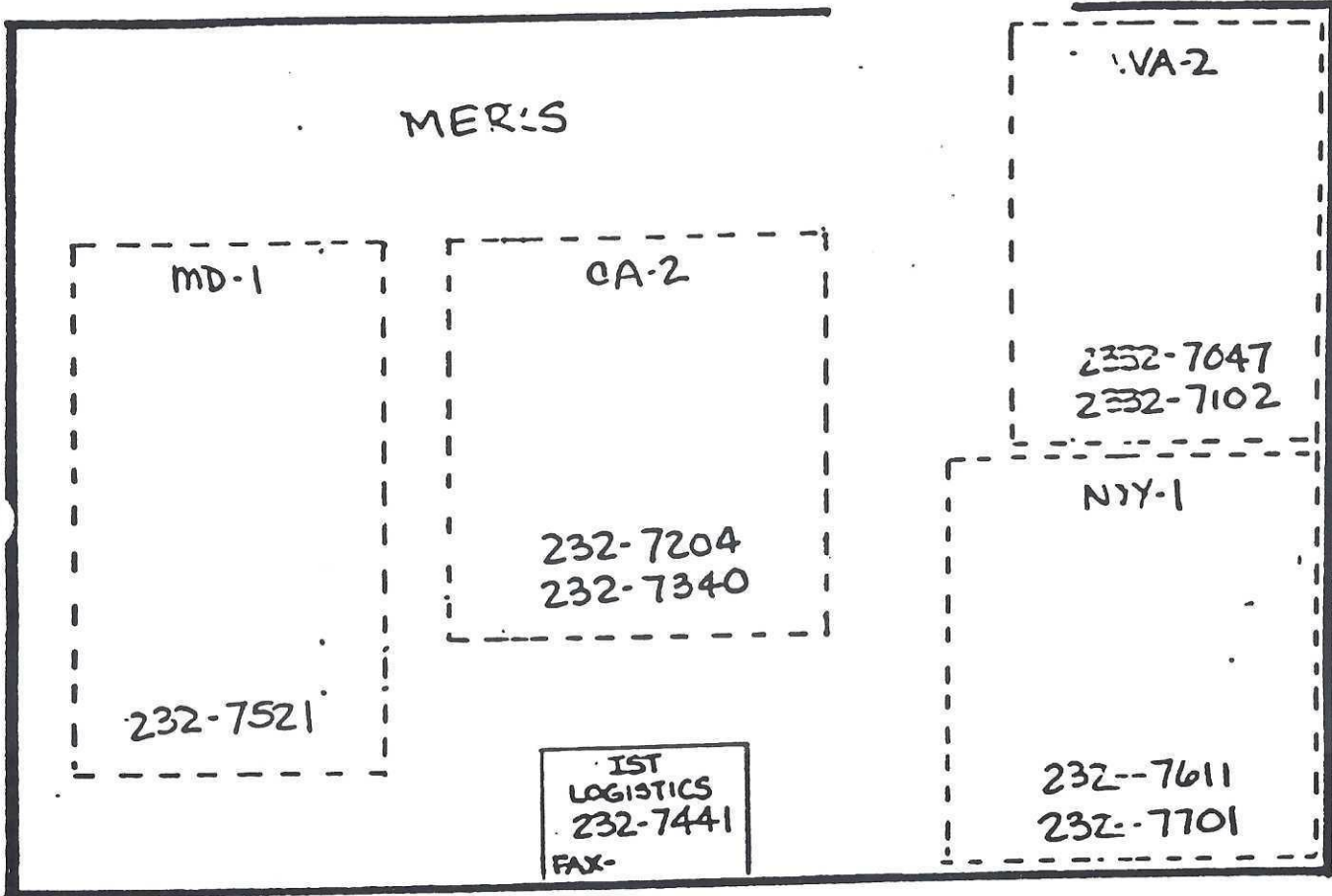


COMMUNICATIONS AN - PHONE	6th Street Incident INCIDENT	REPORTING UNIT ESF-9	FORM WS&R-010 295
REF: 5113-EM	OPS PERIOD: 4/22/95	DATE/TIME PREPARED: 4/22/95 0200	MARK DEPUTY UNIT LEADER

MYRIAD
CONVENTION CENTER



BY: <i>K Deputy</i>	APPROVED BY:	DATE:
---------------------	--------------	-------

APRIL 22, 1995

SIXTH STREET DEMOBILIZATION PLAN

IN ANTICIPATION OF DEMOBILIZATION OF FEMA USAR ASSETS THE FOLLOWING IS A DRAFT PLAN.

PRIOR TO DEMOBILIZATION IMPLEMENTATION CONTACT OKLAHOMA FIRE AND DETERMINE LONG RANGE PLANS AND NEEDS AT SIXTH ST SITE.

DAY 1 OF DOWNSIZING

SACRAMENTO AND PHOENIX ASSIGNED TO PREPARING EQUIPMENT AND PERSONNEL FOR NEXT DAY DEPARTURE.

LOS ANGELES AND MONTGOMERY COUNTY WORK DAY SHIFT AT 6TH AVE SITE.

VIRGINIA BEACH AND NEW YORK WORK NITE SHIFT

DAY 2

SACRAMENTO AND PHOENIX TRANSPORT TO TINKER AFB FOR DOD TRANSPORT HOME

VIRGINIA BEACH AND NEW YORK ASSIGNED TO PREPARING EQUIPMENT AND PERSONNEL FOR NEXT DAY DEPARTURE. ACT AS BACK UP IN CASE OF ACCIDENT AT SIXTH ST SITE.

LOS ANGELES AND MONTGOMERY COUNTY WORK DAY SHIFT AT 6TH AVE SITE

NO NITE SHIFT OPERATIONS AT SIXTH AVE SITE

DAY 3

NO OPERATIONS SCHEDULED AT 6TH STREET SITE

LOS ANGELES AND MONTGOMERY COUNTY ASSIGNED TO PREPARING EQUIPMENT AND PERSONNEL FOR AFTERNOON DEPARTURE FOR POD

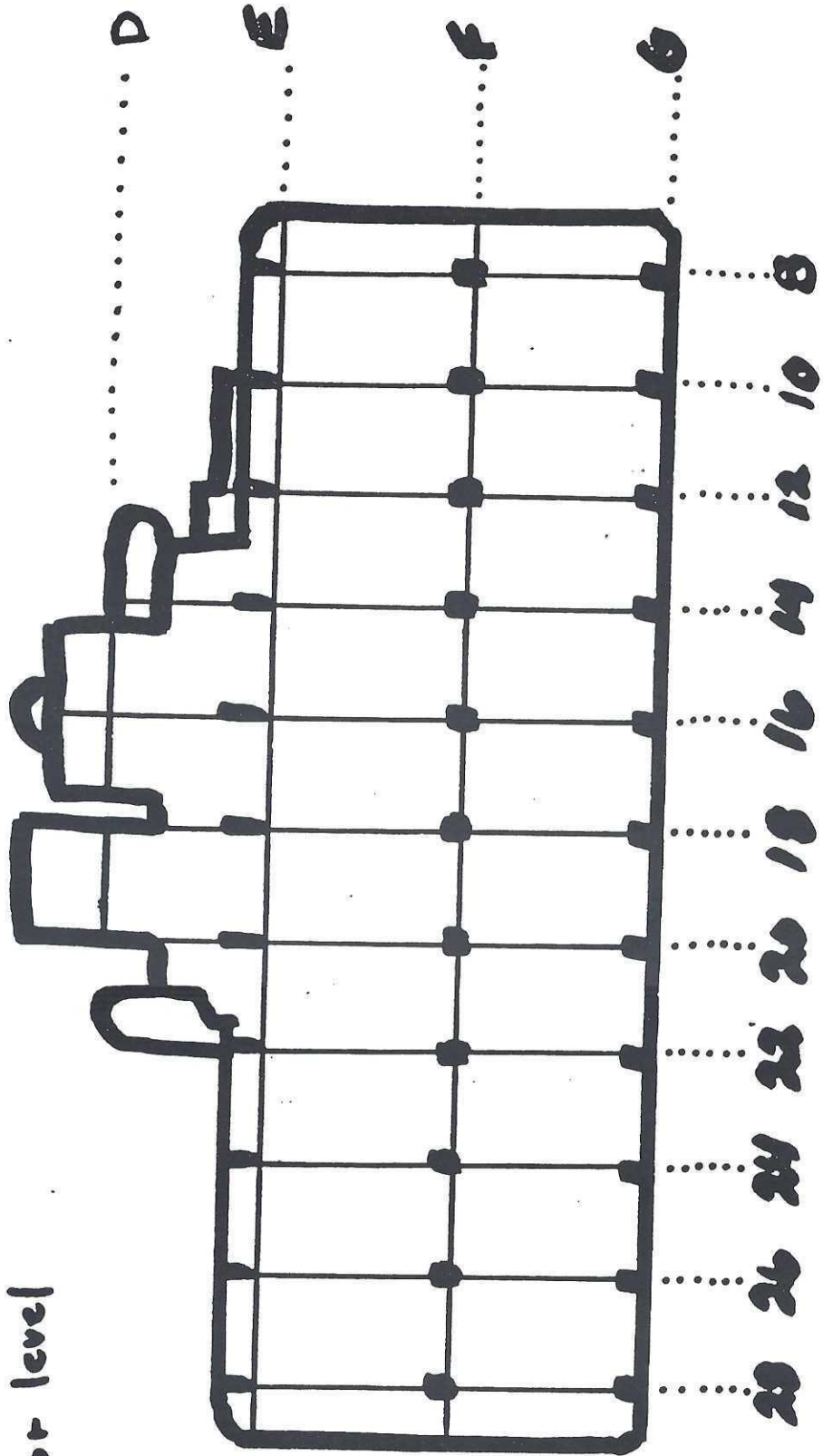
IST DEPARTS FOR POD BY PRIVATE AIRCRAFT AFTER MISSION CRITIQUE WITH OKLAHOMA FIRE DEPARTMENT OFFICIALS

ACTION ITEMS TO PREPARE FOR DEMOBILIZATION

1. CISD SCHEDULED FOR EACH DEPARTING TEAM BY LOCAL RESOURCES
2. EACH TASK FORCE NEEDS TO ADVISE IST OF TRANSPORTATION REQUIREMENTS
3. CONTACT DOD TO ORGANIZE AIRCRAFT TRANSPORT TO POD
4. EACH TASK FORCE NEEDS TO ADVISE IST OF EQUIPMENT REPLACEMENT NEEDS
5. GROUND TRANSPORTATION NEEDS TO BE ARRANGED FOR EACH TF TO TINKER AIR FORCE BASE
6. EACH TASK FORCE NEEDS TO BE DEBRIEFED PRIOR TO DEPARTURE REGARDING REIMBURSEMENT, EQUIPMENT REHABILITATION AND AFTER ACTION REPORTS.

Columns are numbered with a letter, Number and floor designation
 Example: G·8 would be the column on lower Right corner of this page
 first floor

G·8: Column
 1: floor level

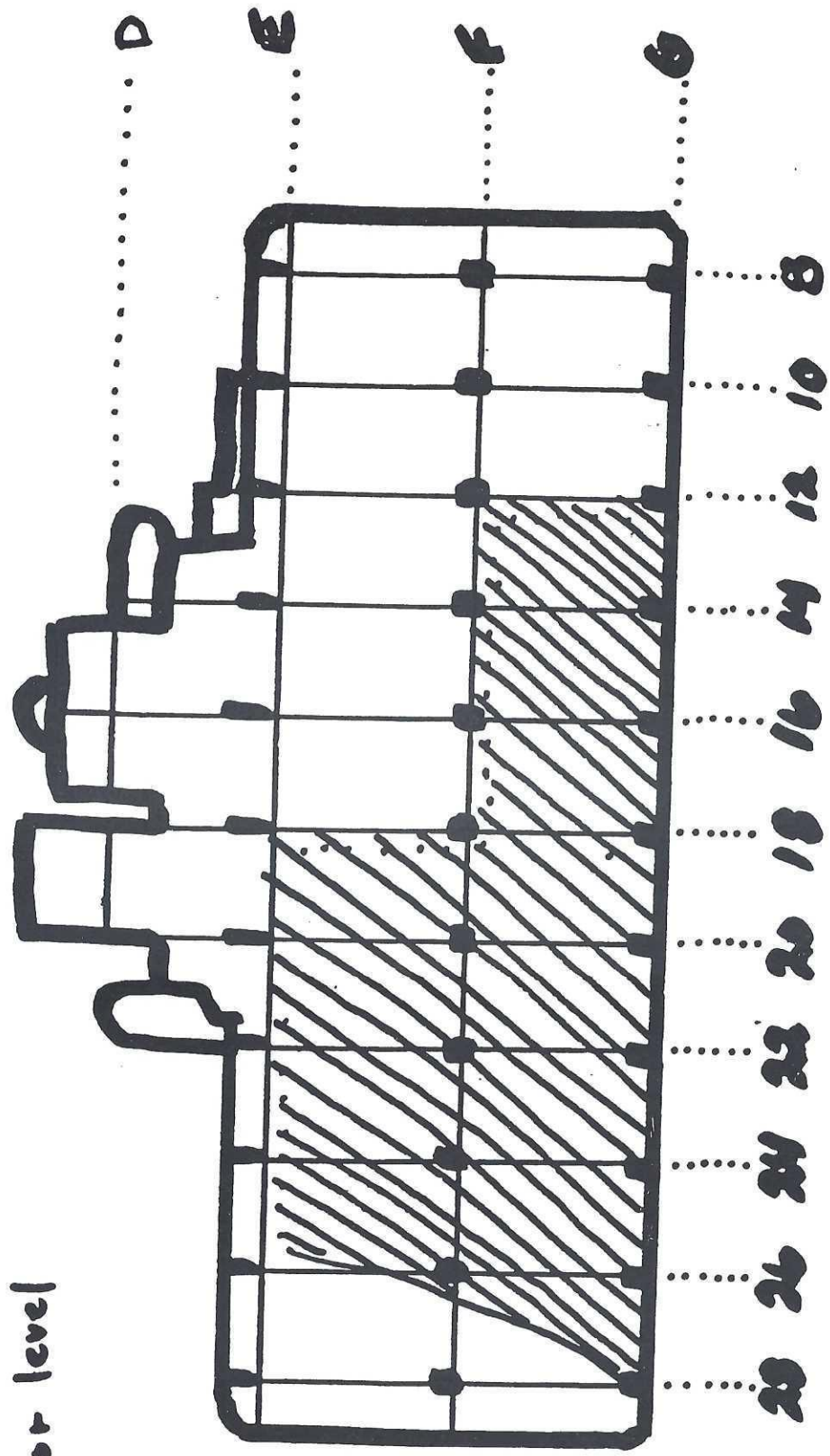


 collapse zone
 unsafe

1st floor

Example: G·8
1 would be the column on lower Right corner of this page
first floor

G·8: Column
1: floor level



 collapse zone
 unsafe

2nd floor

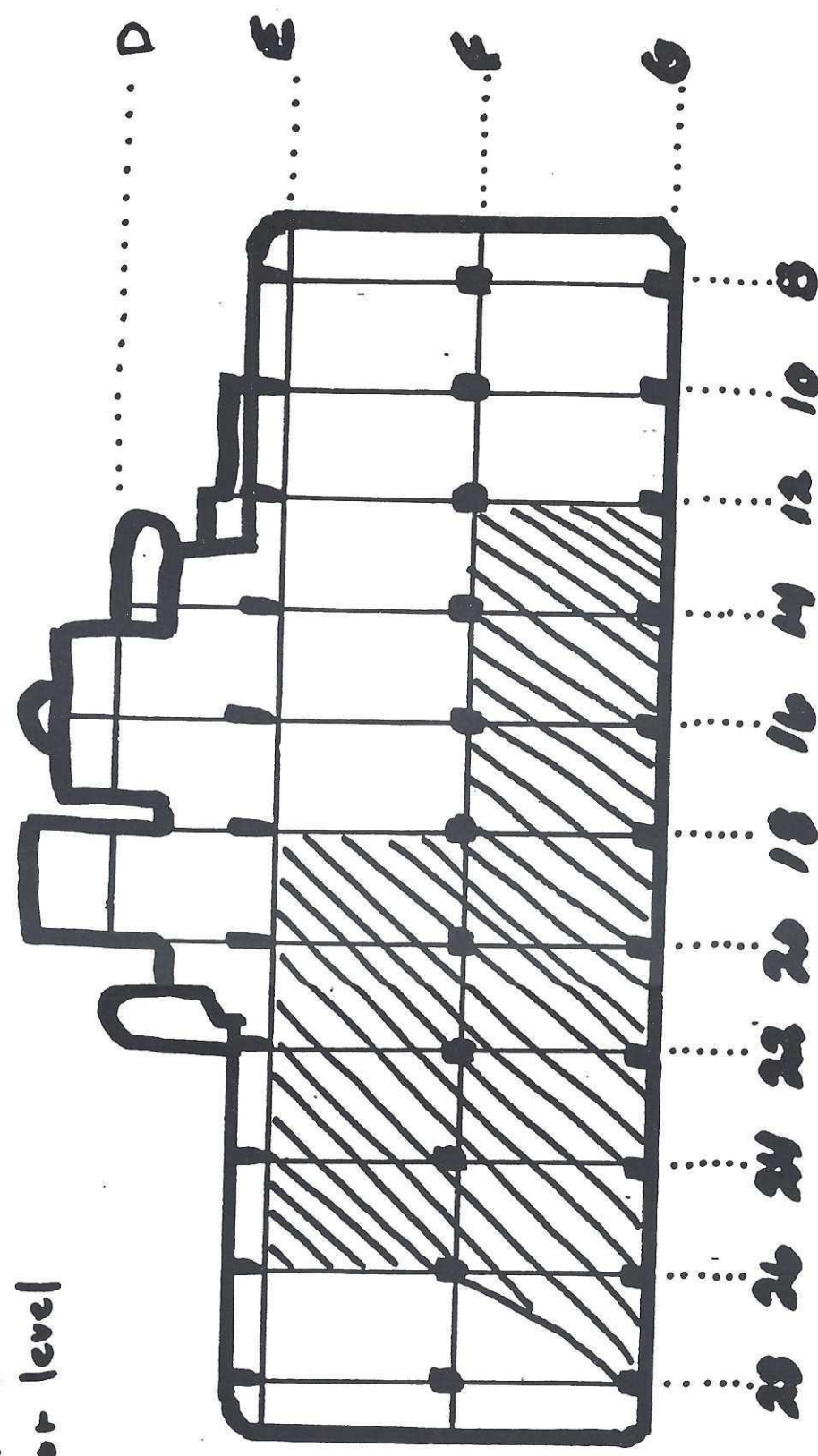
...er, number has that designation

Example:

G·8
1

 would be the column on lower Right corner of this page first floor

G·8: Column
1: floor level



collapse zone
 unsafe

3rd floor

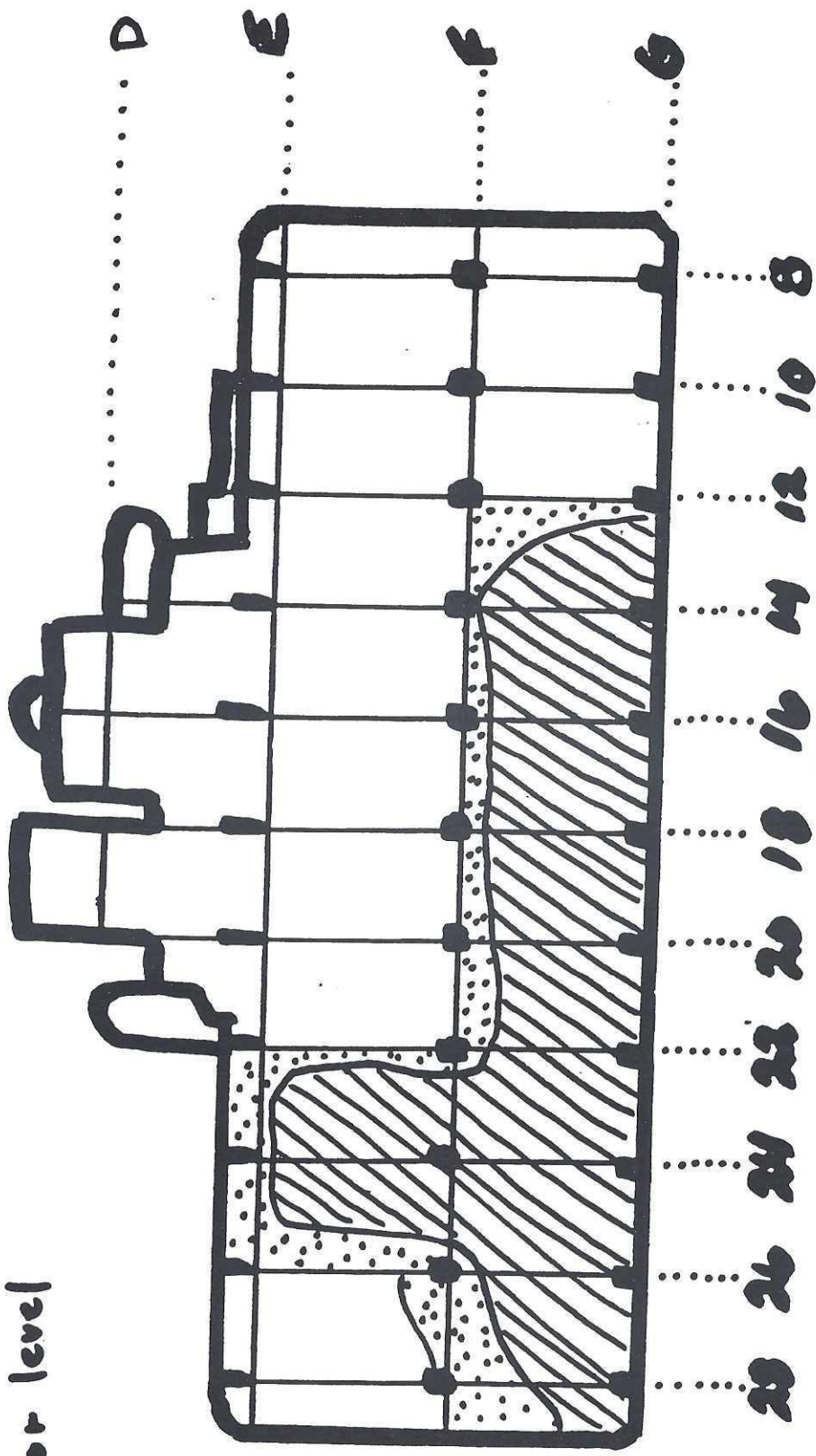
...er, number and that designation

Example: **G·8** would be the column on lower Right corner of this page first floor



G·8: Column

1: floor level



 collapse zone

 unsafe

4th floor